

Trash & Recycling

Trash Disposal Rules

問 Public Sanitation Division ☎0564-23-6530 📠0564-23-6536

3 basic rules
for putting out
the trash!!!

- 1 Use the designated Okazaki Recycling bags!
- 2 Have the trash/recycling out by 8:30am on the correct collection day!
- 3 Put out each type of trash at the correct collection station!

Collection Days

Collection days vary depending on the school district where you live. Please confirm your days using the annually published “Trash Collection Calendar” (ごみ収集カレンダー) (distributed to all households each March).

● If you don't have the calendar

The calendar is available on the city website, from the Public Sanitation Division (5th floor City Hall Fukushi Kaikan or 3rd floor Recycle Plaza Building), City Information Corner (1st floor City Hall West Building), as well as each city branch office and other locations.

● You can also check the calendar via an app.

You can check the trash collection calendar, trash separation rules, etc. on your smartphone. (English, Chinese, Portuguese, Spanish, and Filipino are supported.)

Trash Collection
Calendar



Download it using the following QR codes.

Trash-sorting facilitation app threeR (さんあ〜る)



App Store



Google Play

City-Designated Trash & Recycling Bags

There are five bag designations: burnable trash, non-burnable trash, paper, PET bottles, and plastics. They can be purchased at supermarkets and convenience stores.

Please be sure to use them when you dispose of trash at the trash collection stations.

Types and sizes of trash and recycling bags

Type \ Size	Very Small (特小) (approximately 10ℓ)	Small (小) (approximately 30ℓ)	Large (大) (approximately 45ℓ)
Burnable trash	○	○	○
Non-burnable trash	—	○	○
Paper	—	○	○
PET bottles	—	○	○
Plastics	—	○	○





Write the collection days for the school district in which you live so that you don't forget.

Burnable Trash

Weekday:



Kitchen refuse

※ Please remove water content first.

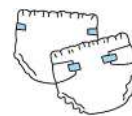


Weeds, branches, leaves

※ Please put them in the designated bag.



Leather



Disposable diapers

※ Please flush any excrement down the toilet



Dirty paper containers



Dirty plastic containers



Ice packs, desiccant



Dirty cloth

How to disposeDrain any kitchen refuse, put it in the designated bag, and take it to the **burnable trash station**.

- Please drain liquids from burnable trash.

**Non-burnable Trash**

Weekday:



Broken glass



Metal



Razors, knives



Ceramics



Aluminum foil, aluminum products



Umbrellas



18-litre cans



Pots, kettles



Broken bottles



Mirrors



Small electrical appliances



Game devices

※ Used small-scale home appliances are collected at recycle stations. We ask for your cooperation in the separation and collection of recyclable resources.

How to disposePut the trash in the designated bag, and take it to the **non-burnable trash station**.

- Wrap sharp objects in paper and display them in a way that they can be recognized.
- Please use up all the contents of containers to be disposed.

Paper

Weekday:

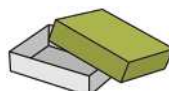
All products marked as being made primarily out of paper

**Items with this mark.****[Paper cups and tubes]**

Paper cups

[Cardboard & paper trays]

Paper trays for puddings, etc.

[Empty boxes]

Snack boxes

[Paper bags, shopping bags]

Retailers paper bags

All products made primarily out of paper



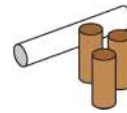
Envelopes



Print-outs



Flyers



Toilet paper or paper towel tubes

How to dispose

- Put them inside the designated bag for paper and take them to the recycling station.
- Empty applicable items, fold or break them down

PET Bottles

Weekday:



Any items with this mark that are not dirty.



PET bottles for beverages



PET bottles for soy sauce and alcohol (sake, shochu, mirin)



PET bottles for oil-free condiments

How to dispose

- Place in a bag designated for PET bottles and take to the recycling station.
- Remove all lids and labels, empty the contents, lightly rinse, crush
 - ※ You can also put it in the collection box of a cooperating store.

Plastics

Weekday:

All products made primarily out of plastic



Items with this mark.

[Bottles]



Bottles for sauces, cooking oil, tare, dressing, milk drinks, etc.

[Bags, wrapping]



Food wrap, rice bags, shopping bags, vinyl bags

[Cups, trays]



Containers for cup noodles, pudding, yoghurt, etc.

[Boxes, cases]



Containers for medicine, make-up, daily necessities, etc.

All objects made primarily out of plastic

[Hard plastics]



Buckets



Plastic gas cans

[Items with a small amount of metal]



Plastic clothes pins



Plastic clothes hangers

[Soft plastics]



Sponges



Vinyl raincoats

[Large plastics]



Vinyl swimming pools

[String-like plastics]



Polypropylene straps (tie and throw out)

How to dispose

- Put the items in a bag designated for plastics and take it to the **plastics recycling station**.
- Empty out the items, lightly rinse and crush or break down any items that you can, fold things like trays to reduce excess bulk

Empty cans

Weekday:



Beverage cans



Food cans or tins



Metal caps and lids

How to disposeTake cans to the neighborhood recycling station and put them in the **blue container**.

- Empty the contents and rinse lightly before taking out.

※ Do not crush the cans.

Empty Bottles & Jars

Weekday:



Beverage bottles



Alcohol bottles

※ Including beer bottles, issho-bin (1.8L) bottles



Condiment jars



Cosmetic bottles

※ Metal caps belong with “Empty Cans” whereas plastic caps belong with “Plastics”.

How to disposeTake bottles to the neighborhood recycling station and put them in the **brown container**.

- Empty the contents and rinse lightly beforehand.

※ Please dispose of broken items as non-burnable trash.

Flammable Hazardous Waste

Weekday:



Lighters



Ignition lighters



Gas cartridges

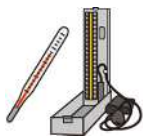


Spray cans

※Do not puncture

How to disposeMake sure to use up the contents completely and put the waste in the **yellow container** at the neighborhood recycling station.

- If not completely used up, please indicate by writing “のこりあり” or “nokori ari.”

Harmful WasteMercury body thermometers,
Regular mercury thermometers,
Mercury blood pressure monitors**How to dispose**

Put in the yellow container at your neighbourhood recycling station. Put the waste in a transparent plastic bag.



Fluorescent light bulbs

How to dispose

Put in the white collection container at cooperating stores or collection areas such as those at city hall or citizens' centers.



Rechargeable batteries



Mobile batteries

Dry cell batteries,
button batteries**How to dispose**Put in the collection container at cooperating stores, collection areas such as those at city hall or citizens' centers, or the **yellow container** at your neighbourhood recycling station.

Oversized Trash

If bringing it in yourself

※ The amount and types of carry-in trash are restricted.

【Carry-in Locations】

◆ Chūō Clean Center

☎0564-27-7153 📠0564-27-7053

◆ Hatchō Clean Center (burnables only)

☎0564-22-5436 📠0564-25-8146

【Reception Hours】

◆ Monday - Friday (including national holidays): 8:30am-4:00pm

◆ Saturday (including national holidays): 8:30am-11:30am

【Costs】

200 yen for 10kg or less, and 200 yen for each additional 10kg.

Why not save money and effort by trying to reusing the item(s)?

To promote reuse, Okazaki has entered into an agreement with private businesses. For details, see the city website.



If requesting pick-up at your door

【Step ①】 ●Method ①

Make an appointment online

Make an appointment by scanning the QR code (24 hours a day, 365 days a year).



●Method ②

Make an appointment with the Oversized Trash Reception Center

(☎0564-22-2000).

Monday-Friday, 8:30am-5:15pm (except holidays, and the Year-end holiday)

【Step ②】 **Purchase stickers for oversized waste at a designated store.**

Stickers sell for 300 yen each. Depending on the dimensions and weights of the items, the number of necessary stickers differs. Stickers are not refundable. Please purchase stickers after making a collection appointment.

【Step ③】 Fill in your reception number or your name on the sticker. Put the necessary number of stickers on the oversized trash items. Place the trash outside your house (ground floor) by 8:30 am on the day of the appointment.

Conditions
for making
a request

Each pickup request is limited to a maximum of 5 items (or 5,400 yen of weight). It is only possible to request pickup if you can place your oversized trash on a flat area facing the street.

Trash Collection Days

 **Public Sanitation Division**

 0564-23-6530  0564-23-6536

Trash Collection Calendar (ごみ収集カレンダー)

Collection dates vary depending on the school district where you live.

Each March the annual "trash collection calendar", showing the collection dates for the upcoming fiscal year, is distributed to every household.



If you do not have one, the calendar is available from the Public Sanitation Division (5th floor City Hall Fukushi Kaikan or 3rd floor Recycle Plaza Building), City Information Corner (1st floor City Hall West Building), as well as each city branch office and other locations such as the city website.

Documents Related to Trash Separation

 **Public Sanitation Division**

 0564-23-6530  0564-23-6536

How to Discard of Recyclable Materials and Trash (資源とごみの出し方)

Available at the Public Sanitation Division (5th floor City Hall Fukushi Kaikan or 3rd floor Recycle Plaza Building), City Information Corner (1st floor City Hall West Building), as well as each city branch office.

※ Available in several languages (English, Chinese, Filipino, Portuguese, Spanish, Vietnamese).

Official Okazaki Trash Disposal Guidebook (ごみ出しガイドブック)

Available at the Public Sanitation Division (5th floor City Hall Fukushi Kaikan or 3rd floor Recycle Plaza Building), City Information Corner (1st floor City Hall West Building), as well as each city branch office.

Disposing of Large Amounts of Trash

 **Public Sanitation Division**

 0564-23-6530  0564-23-6536



When you want to throw out a large amount of trash all together because you are moving, cleaning house, or other reasons, please bring it to the Clean Center or ask a licensed collection and transportation company to dispose of it.

Please do not inconvenience your neighbors by taking it all to the neighborhood trash collection station.

● Bringing it in yourself

[Carry-in Locations]

- **Chūō Clean Center** (2-1 Nishi Nagare Ishi, Itada-chō)
 0564-27-7153  0564-27-7053
- **Hatchō Clean Center** (2-1 Tatejima, Hatchō-minamimachi)
 0564-22-5436  0564-25-8146
- **North Waste Disposal Center** (1-36 Ōiri, Higashi-achiwa-chō)
 0564-27-7101  0564-27-7091

[Reception Hours]**Burnable items (Chūō Clean Center, Hatchō Clean Center)**

- Monday through Friday (including national holidays): 8:30am to 4:00pm
- Saturday (including national holidays): 8:30am to 11:30am

Non-burnable items (Chūō Clean Center only)

- Monday through Friday (including national holidays): 8:30am to 4:00pm
- Saturday (including national holidays): 8:30am to 11:30am

Landfill waste (North Waste Disposal Center only)

- Monday through Friday (including national holidays): 8:30am to 4:00pm

[Costs]

200 yen for 10kg or less, and 200 yen for each additional 10kg.

● **Licensed Collection and Transportation Companies****[Permitted companies]**

Published on the back of the trash collection calendar and the city website.

[Costs]

Please contact the companies directly.

Recycling of batteries (dry-cell batteries, small rechargeable batteries, button batteries)

問 Public Sanitation Division

☎ 0564-23-6530 📠 0564-23-6536

◆ **Collection at cooperating stores**

Please take them to a cooperating store (such as a home electronics mass retailer) that has a recycling box.

The types of batteries collected depends on the store. Please confirm on the city hall homepage.

◆ **Collection at Okazaki City Hall, Okazaki Civic Center, ...****[Day & Time]**

Every Sunday from 9:00am-4:00pm
※ Except during Year-end holidays and storms.

[Locations]

See “City Collection Centers” on page エラー! ブックマークが定義されていません。 of chapter 8 of this guide book.

◆ **Collection at your Recycling Station****[Day & Time]**

On the collection day for “Empty Cans” and “Empty Bottles” in your area.
Collection day varies depending on the school district you live in.

[Location]

Your recycling station’s **yellow container**.

Recycling of the 4 large types of home appliance

Public Sanitation Division

 0564-23-6530  0564-23-6536

If you wish to dispose of one of the four types of large household appliances (television, refrigerator/freezer, washing machine/clothes dryer, or air conditioner) a recycling fee is required.

◆ When you buy a replacement or know where the original product was purchased ·


Please pay the recycling fee and collection & transportation fee to the store where you purchased or will purchase the appliance and request collection.

◆ When you don't know the store where it was purchased.....

[Step ①]

After confirming the size and manufacturer of the home appliances you want to dispose of, pay the recycling fee at the post office.

[Step ②]

Please bring it directly to a designated collection location or ask the oversized garbage reception center to collect it ( 0564-22-2000).

[Designation Collection Locations]

- **Toei Co., Ltd. Okazaki Sales Office**

16-1 Aza Tateishi, Ōhira-chō

 0564-65-5181

Monday-Saturday (excluding holidays, Obon, and year-end holidays)

8:00am-11:30am, 1:00pm-15:30pm

- **NIPPON EXPRESS, Ltd. Okazaki Handling Office**

107 Aza Nishiueno Ōhira-chō

 0564-73-7755

Monday-Saturday (excluding holidays, Obon, and New Year holidays)

9:00am-11:30, 1:00pm-4:30pm

Computer Recycling

Public Sanitation Division

 0564-23-6530  0564-23-6536

Please dispose of computers in accordance with one of the following methods.

◆ Collection by a Delivery Company

- Apply with the cooperating business, ReNet Japan Recycling Co., Ltd. (<https://www.renet.jp/>)
- Collection of up to one box (including main body of the computer) per retrieval is free.
- Please remove all data from the computer before collection. Alternatively, data removal service is also available for a fee.

◆ Collection by Manufacturer

[Step ①]

Please inquire with the manufacturer's reception center.

In the case of a home-built PC or unknown manufacturer, please ask the **PC3R Promotion Association** to collect it (☎03-5282-7685).

[Step ②]

(In the case where there is no recycle mark on the computer)

Use the recycle fee transfer slip from the manufacturer to pay the fee at a post office.

[Step ③]

The manufacturer will send a Yu Pack. Pack the computer inside and send it through the post office.

Mobile or Smartphone Recycling

問 Public Sanitation Division

☎0564-23-6530 📠0564-23-6536

◆ City Box Collection

[Day & Time]

During office hours at each location

[Locations]

Public Sanitation Division (5th floor City Hall Fukushi Kaikan or 3rd floor Recycle Plaza Building), each of the city branch offices, Okazaki City Library and Community Plaza "Libra", Okazaki Genkikan.

- Please remove all personal data from the device before disposing of it.

City Collection Centers

問 Public Sanitation Division

☎0564-23-6530 📠0564-23-6536

In addition to being carried out by children's associations and PTAs "resource recovery", we have set up collection locations at city hall, all citizens' centers, cooperating stores, etc. to collect recyclable resources.

◆ Collection at Okazaki City Hall, Okazaki Civic Center,

[Day & Time]

Every Sunday from 9:00am-4:00pm

※ Except during year-end holidays and storms.

[Items]

Newspapers (including flyers), magazines, corrugated cardboard, milk cartons, old clothing, PET bottles, fluorescent lights, batteries (dry-cell batteries, small rechargeable batteries, button batteries), small appliances

[Locations]

City Hall Northside Parking of East Multi-story Parking Lot, Nanbu Nyūji Hoikuen Parking Lot (Hanenishi Shinmachi), Ohira Citizens' Center (Ohira-chō), Tōbu Citizens' Center (Yamatsuna-chō), North Area Community Center – Nagomin (Nishikuramae-chō), Iwazu Citizens' Center (Iwazu-chō), Yahagi Citizens' Center (Utō-chō), Mutsumi Citizens' Center (Shimoaono-chō), Chūō Citizens' Center

(Kami Mutsuna 3-chōme), Nukata Branch (Kashiyama-chō), Aged Center Okazaki South Parking Lot (Miai-chō)

◆ Collection at “Risuta Inaguma” Integrated Recycling Station.....

[Days & Time]

Every day from 9:00am-4:00pm

※ Except during year-end holidays and storms.

[Items]

Newspapers (including flyers), magazines, corrugated cardboard, milk cartons, old clothing, PET bottles, fluorescent lights, batteries (dry-cell batteries, small rechargeable batteries, button batteries), small appliances, used cooking oil, paper, plastics, empty cans, empty bottles, refillable bottles, flammable hazardous waste, hazardous waste

※ For details, see the city website.

[Location]

7-17-1 Inaguma-chō



◆ Collection at cooperating stores

There are some stores that independently collect used paper, etc.

Please refer to the city homepage or threeR (さんあ〜る) – the trash sorting facilitation app for Japanese municipalities – for collection locations and collection dates/times.



Subsidy system

問 Public Sanitation Division

☎ 0564-23-6530 📠 0564-23-6536

◆ Subsidy for purchasing kitchen waste disposal equipment.....

[Details]

We will issue a subsidy to those who live in the city and purchase an electric kitchen waste disposer or compost bin to try to reduce the amount of kitchen waste.

Equipment	Subsidy Amount
Electric food waste disposer	25% of the purchase price (rounded down to the nearest thousand yen), up to a limit of 13,000 yen
Compost bin	25% of the purchase price (rounded down to the nearest thousand yen), up to a limit of 1,000 yen

[How to apply]

Within 60 days of purchase (within the same fiscal year), bring your receipt, proof of payment, and your account information to the Public Sanitation Division (5th floor City Hall Fukushi Kaikan or 3rd floor Recycle Plaza Building), one of the city branch offices. Subsidies are paid on a first-come-first-served basis, within the limits of the year's budget.

Trash Disposal Facilities in Okazaki

◆ Chūō Clean Center (Itada-chō)

☎0564-27-7153 📠0564-27-7053

You may bring in oversized household trash (burnable and non-burnable) or a large amount of waste (burnable and non-burnable) produced when moving or cleaning house.

◆ Hatchō Clean Center (Hatchō-minamimachi)

☎0564-22-5436 📠0564-25-8146

You may bring in a large amount of burnable trash produced when moving or cleaning house.

※ Trash other than burnable or landfill waste is not accepted.

◆ North Trash Disposal Center (Higashi-Achiwa-chō)

☎0564-27-7101 📠0564-27-7091

You may bring in household landfill waste (trash other than landfill waste is not accepted).

※ Landfill waste: broken glass, Ceramics, concrete, blocks, bricks, and earth/sand

Disposal of Business-related Trash

問 Public Sanitation Division

☎0564-23-6530 📠0564-23-6536

Trash resulting from business activities must not be taken to trash or recyclable resource collection stations or collection centers within the city.

◆ Industrial Waste

問 Aichi Industrial Waste Association (AISANKYOU)

☎052-332-0346

The municipal disposal centers do not accept industrial waste. Please dispose of it properly by outsourcing it to an industrial waste disposal company

◆ General Business-related Trash

Please outsource to a licensed collection and transportation company authorized by the city, or dispose of it directly at a clean center.

※ For details, see the city website.



Ecommanders—Future Environment-Building Warriors