

In case of  
emergency**Emergency Medical Care** Okazaki City Emergency Medical SystemUrgency  
Severity

Mild

Mild  
[Level 1 emergency]**● When your family doctor is unable to respond****For patients with relatively minor injuries on holidays or at night.**

※ The facilities may close when a special alert or emergency alert is announced.

**Okazaki City Medical Association Night Emergency Clinic**

☎0564-52-1906 (Available from 7:00pm)

For sudden illnesses and injuries at night

**[Fields of Medicine]** Internal medicine / Surgery / Pediatrics**[Hours]** Every day from 8:00pm-11:00pm

Reception: 7:30pm-10:30pm

**[Location]** 9-1, 1-chōme Tatsumi-nishi, (1<sup>st</sup> floor of Medical Association Public Health Center)**Holiday emergency on-duty medical institutions**Sundays, public holidays, and year-end holidays (December 31<sup>st</sup>-January 3<sup>rd</sup>) for sudden illnesses and injuries.**[Fields of Medicine]** Internal medicine or pediatrics / Surgery / Dermatology / Otolaryngology / Ophthalmology / Obstetrics and Gynecology (On-call)**[Reception Hours]** 9:00am-12:00pm, 2:00pm-5:00pm**[Duty Schedule]****[How to Use]**

- ① Confirm the schedule on the website.  
(Also published in the municipal news bulletin.)
- ② Call the medical institution beforehand.

**Okazaki Dental Center**

☎0564-21-8000

Responding to sudden oral problems at night and on holidays

**[Field of Medicine]** Dentistry**[Reception Hours]** Monday-Saturday 8:00pm-10:00pm Reception: 8:00pm-9:30pm  
Sunday, Holiday, Obon, Year-end holiday reception: 9:00am-12:30pm**[Location]** 6-2, 4-chōme, Nakamachi**Family doctor**

The doctor you visit when you or a family member are feeling a little unwell, managing illnesses, or feeling sick. When it isn't an emergency, visit your family doctor.

Moderate to Severe

[Level 2 emergency]

**For moderate to severe patients requiring surgery or hospitalization****[How to Use]**

- ① Confirm the schedule on the website.  
(Also published in the municipal news bulletin.)
- ② Call the hospital beforehand.

**[Duty Schedule]****Fujita Medical University Okazaki Medical Center\***

☎0564-64-8800

**[Location]** 1 Gotanda, Harisaki-cho**Aichi Medical University Okazaki Medical Center**

☎0564-66-2811

**[Location]** 17-33 Kawagoshi, Nikki-cho**Okazaki Minami Hospital**

☎0564-51-5434

**[Location]** 1-3, 1-chōme, Hane Higashimachi**Uno Hospital**

☎0564-24-2211

**[Location]** 1-10 Nakaokazaki-cho

Severe to Serious

[Level 3 emergency]

**For life threatening injuries  
and seriously ill patients****Okazaki City Hospital\***

☎0564-21-8111

**[Location]** 3-1 Goshoi, Koryuji-cho, Okazaki City

\* A fee (7,700 yen) may be required if you receive care at Okazaki City Hospital or Fujita Medical University Okazaki Medical Center without a letter of reference.

Serious



## How to call an ambulance <Don't panic. Speak clearly.>

- ① Dial **119**.
- ② When asked “Kaji desuka(fire)? Kyūkyū desuka (emergency)?”, answer “**kyūkyū desu**”.
- ③ When asked “**basho**?”, give them the address (building, floor, number) and/or major nearby landmarks.
- ④ When asked “**jōkyō**?”, describe the issue in brief “kōtsū jiko (car accident), mune ga kurushii (chest pains), kega wo shita (an injury)”.
- ⑤ Inform them of any chronic illnesses and the patient's medical history if you know it.
- ⑥ Answer to the best of your knowledge if asked about age, gender, or the condition of the injury.

## Contact information in case of trouble

### ● Okazaki City Medical Safety Consultation Counter

☎ **0564-23-5089**

Information on medical institutions in the city. If you want to find a family doctor, etc.

**[Reception hours]** Monday-Friday 8:30am-12:00pm

1:00pm-5:00pm

※ Excluding holidays, the year-end holidays

### ● Aichi Medical Information Net (Navii)

Search for medical institution information in Aichi Prefecture



### ● Aichi Pediatric Emergency Consultation

☎ **#8000** or ☎ **052-962-9900**

Telephone consultation on how to deal with sudden illness or injury of children at night.

**[Reception hours]** Every day 7:00pm-8:00am the next day

### ● Aichi Emergency Medical Information Center

☎ **0564-21-1133**

☎ Fax 119 (for use by the hearing impaired only)

### ● Okazaki Pharmacists Association Nighttime Medicine Consultation

☎ **080-9730-5274**

Pharmacists are available to provide urgent consultation about drugs and medication at night.

**[Reception hours]** Every day 8:00pm-6:00am the next day

### ● City Website 「救急医療・小児救急」

Information regarding emergency medical care and pediatric emergencies.



In case of  
emergency






## Earthquakes

~What to do during an earthquake?~

### If a disaster strikes while you're at home

#### ● Criteria for evacuating

If even one of these applies: Evacuate!

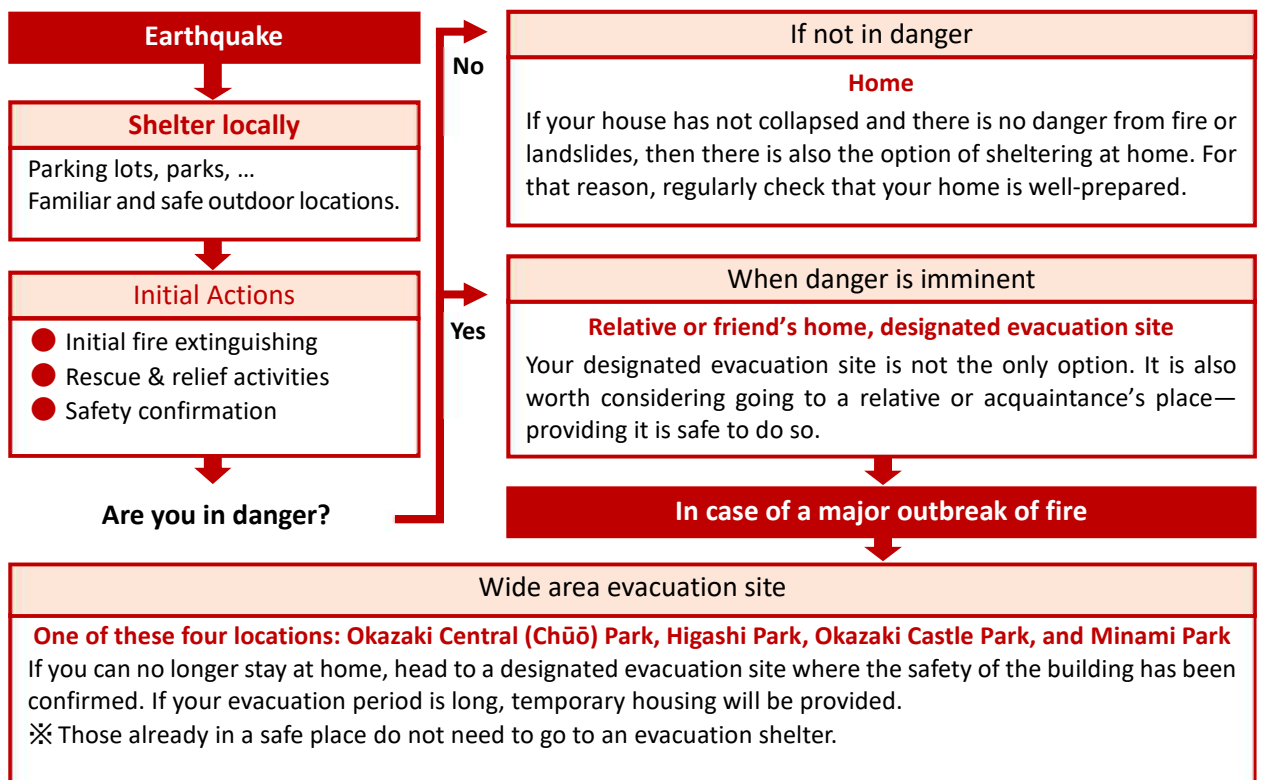
<p>Evacuation alerts such as an evacuation order has been issued</p> 	<p>There is imminent danger such as a tsunami or landslide</p> 	<p>There is a risk of fire, gas leaks, or building collapse</p> 	<p>Lifelines have stopped, you have no supplies, so it not possible to survive</p> 	<p>It is not safe to stay home</p> 
--	--	---	---	--

### ❗The priority is protecting lives

When the shaking subsides after the earthquake, first go outside your home and calmly decide whether to evacuate. Regularly plan with your family on where to evacuate to in case of emergency.


#### ● When and where to evacuate to?

In principle, evacuate to the "outdoors" to protect yourself from the collapse of houses after an earthquake occurs.



## If a disaster strikes while you're not at home

### ● Criteria for sheltering in place instead of returning home

<input type="checkbox"/> Your home is far away (more than 10km), making it hard to walk to 	<input type="checkbox"/> You cannot get water or food while on the move 	<input type="checkbox"/> You are wearing shoes that are bad for walking long distances 	<input type="checkbox"/> You don't have appropriate clothing or gear (For rain or snow) 	<input type="checkbox"/> You have illnesses such as heart problems or high blood pressure 
--	---	--	--	---

### ❗ It is important to remain calm and to stay in place

When attempting to return home, your safety is most important. If a large tremor occurs while you are out, public transportation will stop and cars will be restricted, making it difficult to return home. Generally, the only means of transportation are walking or cycling. Considering the possibility of secondary disasters and accidents, **it is important to "stay in place" as much as possible until safety can be ensured.**

### ● Emergency Contact Information

It is a good idea to keep a copy or photo of this page with you when you are out and about.

<b>Evacuation site</b> <small>hinan basho</small> 避難場所		
<b>Location for family to meet up</b> <small>kazoku tonon shugō basho</small> 家族との集合場所		
<b>Family Contact Information</b> <small>kazoku no renraku saki</small> 家族の連絡先	[Contact]	[Phone]
	[Contact]	[Phone]
	[Contact]	[Phone]
<b>Emergency Messaging Service</b> <small>sagaikyō dengen dial</small> 災害用伝言ダイヤル ● For instructions, see: chapter 13, page 4	Follow the guidance after dialing: <b>1 7 1</b>	Use the mnemonic: ● ● ● "I'm not in": I-na-i

In case of  
emergency

## Heavy Rain

～What to do when there is heavy rain?～

### When it is time to evacuate

Also see the Flood Response Guidebook available at City Hall and branch offices.

#### ● When to evacuate?

Alert level Evacuation Information	Actions to take
<b>Alert Level 5</b> Ensuring safety in an emergency	Life threatening. Get to safety immediately!
<b>Alert Level 4</b> Everyone evacuates from unsafe places <b>Evacuation order</b>	<ul style="list-style-type: none"> <li>● Start evacuating to a safe place</li> <li>● In situations where going outside could be life-threatening, move to a safer place in your home</li> </ul>
<b>Alert Level 3</b> The elderly evacuate from unsafe places <b>Evacuation of the elderly, etc.</b>	<ul style="list-style-type: none"> <li>● Evacuate early for elderly people, people with disabilities, infants, or others who need time to evacuate.</li> </ul>

#### Evacuate before the risk of flooding or landslides increases.

Actively seek out information and evacuate when the opportunity arises.

#### ▶ Evacuation Shelters

The type of disaster (earthquake, flooding, heavy rainfall, etc.) is taken into account when deciding to open an evacuation shelter. Some shelters may only be available in specific cases.

Friend or relative's home



#### ▶ Somewhere like a relative or friend's place outside of the city might be safer.

#### Points when evacuating

- After being told to evacuate, try to do so on foot.
- Avoid low elevation roads.
- Do not attempt to pass or cross flooded roads.

**! In principle: Evacuate early ▶ be sure to evacuate by "Alert Level 4"**

### About flood predictions

#### ● Okazaki City Flood Hazard Guidebook

Summarizes the characteristics of flood damage in each area of the city and what kind of measures should be taken in the event of a flood.

This guidebook contains three maps, "Awareness Map", "Deep flooding Map", and "Escape Map", and you can learn about flood damage using each map.

### About landslide disaster areas

#### ● Okazaki City Disaster Prevention Guidebook

A guidebook published by Okazaki, summarizing the damage that a Nankai Megathrust Earthquake could cause, knowledge of sediment-related disaster risk areas, disaster prevention and mitigation, and evacuation tips.



In case of  
emergency**Sources of emergency information in the event of a disaster!**

- If there is a risk of a natural disaster, or in the event of a disaster, first get information from TV and radio news.
- Battery-powered radios and, if rechargeable, mobile 1seg TVs are also useful in the event of a power outage. Mobile phones may also be used for emergency e-mail dispatches.

It is a good idea to prepare spare batteries and chargers on a regular basis so that you can obtain emergency information in any situation.

**Information received without registration or other preparation****Sirens, public information vehicles, etc.****Broadcast of emergency news emails to mobile phones**

**NTT DoCoMo "Area Mail"**  
**au / SoftBank "Emergency Bulletin Mail"**

※ Pre-registration is unnecessary. Monthly usage and communication fees are free

**Earthquake Early Warning**

Intended to notify areas with strong (intensity 4 or higher) tremors in the event of an earthquake with an estimated maximum intensity 5 or above. After receiving the bulletin, do not panic but ensure your safety in accordance with the situation.

**Information from TV, radio, internet****mics Network Cable TV Channel Okazaki****Channel 12**

**Disaster prevention information via the site "岡崎 防災"**  
okazaki bōsai

※ Various disaster information including: rainfall in the city, river water level, earthquake seismic intensity, and evacuation centers.

**Information received pre-registering**

**Okazaki disaster prevention emergency email "Bōsai-kun"**  
**Yahoo! Disaster Prevention Bulletin**

**Disaster prevention emergency email "Bōsai-kun"**



**Yahoo! Disaster Prevention Bulletin (App)**  
URL <https://emg.yahoo.co.jp/>



iPhone



Android

**Other Services**

Disaster information is also disseminated via the City's official Line, X (f. Twitter), and Facebook accounts as well as telephone and fax services. Register via the city website or contact the Disaster Prevention Division.



**問 Disaster Prevention Division**

☎ 0564-23-6712 📠 0564-23-6618