

.....

<2> In case of emergency

.....

Okazaki City Emergency Medical System

First, your family physician

The doctor who you always use when you are feeling a little unwell, managing illnesses, or feeling sick.

Primary emergency (mild)

When your family doctor is unable to respond

Primary emergency

For patients with relatively minor injuries on holidays or at night.

* If a special warning or emergency warning is announced, the clinic may be closed.

Okazaki City Medical Association Night Emergency Clinic

☎ 52-1906 (Available from 19:00)

For sudden illnesses and injuries at night

【Medical treatment】 Internal medicine / Surgery / Pediatrics

【Reception hours】 Every day from 7:30pm-10:30pm

【Location】 9-1, 1-chōme Tatsumi-nishi, Okazaki City (1st floor of Medical Association Public Health Center)

Holiday emergency on-duty medical institutions

Sundays, public holidays, and year-end holidays (December 31st-January 3rd) for sudden illnesses and injuries

【Medical treatment】 Internal medicine or pediatrics / Surgery / Dermatology / Otolaryngology / Ophthalmology / Obstetrics and Gynecology

【Reception hours】 9:00am-12:00pm, 2:00pm-6:00pm

Okazaki Dental Center

☎ 21-8000

Responding to sudden oral problems at night and on holidays

【Medical treatment】 Dentistry

【Reception hours】 Monday to Saturday 7:30pm-10:30pm
Holidays 9:00am-11:30am, 1:00pm-3:30pm

【Location】 6-2, 4-chōme, Nakamachi, Okazaki City

Advanced life support (moderate to severe)

Advanced life support

Advanced life support for moderate to severely ill patients requiring surgery or hospitalization (on-duty system * 1)

Fujita Medical University Okazaki Medical Center

☎ 64-8800

【Address】 1 Gotanda, Harisaki-cho, Okazaki City

【HP】 <http://okazaki.fujita-hu.ac.jp/>

Aichi Medical University Okazaki Medical Center

☎ 66-2811

【Address】 17-33 Kawagoshi, Nikki-cho, Okazaki City

【HP】 <https://www.aichi-med-u.ac.jp/medicalcenter/>

Okazaki Minami Hospital

☎ 51-5434

【Address】 1-3, 1-chōme, Hane Higashimachi, Okazaki City

【HP】 <http://okazakiminami-hp.jp/>

Uno Hospital

☎ 24-2211

【Address】 1-10 Nakaokazaki-cho, Okazaki-shi

【HP】 <http://www.uno.or.jp>

Critical emergency (severe to serious)

Critical emergency

For life threatening injuries and seriously ill patients

Okazaki City Hospital * 2

☎ 21-8111

【Address】 3-1 Goshoi, Koryuji-cho, Okazaki City

【HP】 <http://www.okazakihospital.jp/>

* 1 On the day of the event (See chart), after checking the city administration newsletter, city homepage, and Twitter (おかざきの救急医療【公式】/Okazaki Emergency Medical Care [Official]). Please call before reception.

* 2 Okazaki Municipal Hospital and Fujita Medical University Okazaki Medical Center will require a certain amount of payment (5,000 yen + consumption tax) if you receive care without bringing a letter of introduction. (The same applies to transportation by ambulance.)

Contact information in case of trouble

Okazaki City Medical Safety Consultation Counter

☎ 23-5089

Information on medical institutions in the city. If you want to find a family doctor, etc.

【Reception hours】 Monday-Friday 8:30am-12:00pm, 1:00pm-5:00pm

* Excluding the year-end holidays

Aichi Medical Information Net

Search for medical institution information in Aichi Prefecture

【HP】 <http://iryojoho.pref.aichi.jp>

Aichi Pediatric Emergency Consultation

☎ #8000 or ☎ 052-962-9000

Telephone consultation on how to deal with sudden illness or injury of children at night

【Reception hours】 Every day from 7:00pm-8:00am the next morning

Aichi Emergency Medical Information Center

☎ 21-1133

Guide to medical institutions that can received you immediately

Children's emergency guidebook

Information on how to deal with various symptoms. Distributed at the public health center and the city administration information corner on the 1st floor of the city hall west building.



Twitter (Okazaki's emergency medical Info [Official])



Information on emergency medical institutions in Okazaki City, tips in case of illness and injury, AED installation information, etc.

.....

~ What to do during an earthquake? ~

If a disaster occurs while at home

There are five criteria for evacuating.

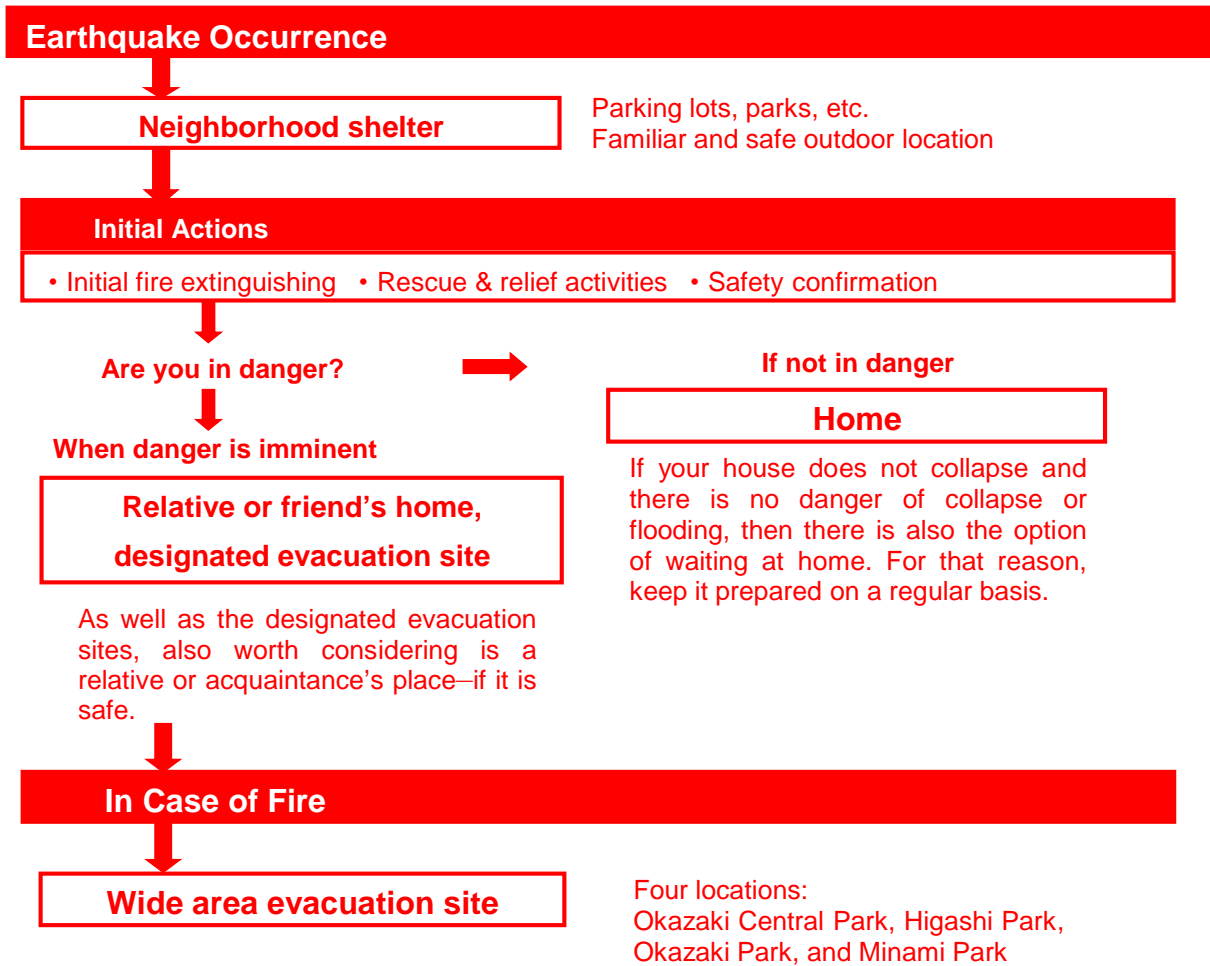
- ① Evacuation information such as evacuation instructions have been issued
- ② Dangers such as tsunamis and landslides are imminent
- ③ There is a risk of fire, gas leaks, and house collapse
- ④ Lifelines have stopped and you cannot live without supplies
- ⑤ Staying in your home is not safe

[The priority is protecting lives]

When the shaking subsides after the earthquake, first go outside your home and calmly decide whether to evacuate. Regularly plan with your family on where to evacuate to in case of emergency.

When and where to evacuate to?

In principle, evacuate to the "outdoors" to protect yourself from the collapse of houses after an earthquake occurs.



If you can no longer stay at home, head to a designated evacuation site where the safety of the building has been confirmed. If your evacuation period is long, temporary housing will be provided.

※ Those already in a safe place do not need to go to an evacuation shelter.

If you are affected by a disaster while traveling

There are five criteria for sheltering in place and not returning home.

<p>①Your home is far (10km), making it hard to walk</p> 	<p>②You cannot get water or food while traveling</p> 	<p>③You have shoes that are bad for walking</p> 	<p>④No cold or rain gear (in case of rain or snow)</p> 	<p>⑤You have heart problems or high blood pressure</p> 
---	--	---	---	--

【It is important to remain calm and to stay in place】

When returning home, your safety is most important. If a large tremor occurs while you are out, public transportation will stop and cars will be restricted, making it difficult to return home. As a general rule, the only means of transportation are walking or biking. Considering the possibility of secondary disasters and accidents in stores, it is important to "stay where you are" as much as possible until safety is ensured.

Nankai Trough Earthquake Information

"Information related to a Nankai Trough earthquake" will be announced when the possibility of an earthquake increases in the Nankai Trough.

※ A sudden Nankai Trough earthquake may occur without any warning and before any information is released.

<p>Nankai Trough Earthquake Provisional Information</p>	<p>Announced information with keywords ("Under investigation (調査中)", "massive earthquake warning (巨大地震警戒)", "massive earthquake caution (巨大地震注意)", "Survey completed (調査終了)") to facilitate disaster prevention measures</p>
<p>Nankai Trough earthquake-related commentary information</p>	<p>Used when announcing changes based on survey results, or when announcing the survey results at the regular meeting of the "Evaluation Study Group on Earthquakes along the Nankai Trough"</p>

When disaster information is announced, please take the following disaster prevention measures.

- 《Voluntary evacuation if individual circumstances warrant it》**
- Those requiring special care who may not have evacuated in time after the earthquake
 - Residents of areas where evacuation was not possible after the earthquake etc.
-
- | | |
|--|---|
| <p>《Reaffirming daily earthquake preparations》</p> <ul style="list-style-type: none"> • Confirmation of evacuation site / evacuation route • How to confirm the safety of family • Confirmation of furniture fixtures • Confirmation of emergency listings <p style="text-align: right;">etc.</p> | <p>《Disaster prevention to be safe as possible》</p> <ul style="list-style-type: none"> • Do not put anything in high places • Make your living space as safe as possible • Prepare for immediate evacuation (emergency practice, etc.) • Keep away from dangerous areas as much as possible <p style="text-align: right;">etc.</p> |
|--|---|

Understanding earthquakes

Q How much will Okazaki City shake if a huge Nankai Trough earthquake occurs?

A

In Aichi Prefecture, earthquake damage is predicted from the "largest model of past earthquakes" and the "maximum theoretical model". According to both, the maximum seismic intensity in Okazaki City is 7. In addition, since the maximum seismic intensity of the "Tokai Earthquake" and "Nankai Megathrust Earthquake" has been set to about 6 or higher in the city area, the entire city is designated an "Earthquake disaster prevention measures strengthening area related to the Tokai Earthquake" and a "Nankai Trough Earthquake Disaster Prevention Measures Promotion Area".

Largest model of past earthquakes

Serves as the "axis" for advising earthquake and tsunami countermeasures by using five of the earthquakes and tsunamis that have repeatedly occurred in the Nankai Trough in the past as references for building its hypothesis.

Theoretical maximum assumed model

Assumes all possibilities, including the once in a thousand years, or even less frequently occurring, largest class of earthquakes and tsunamis, from the perspective of "protecting lives,"

Q

Please tell me the damage estimate within Okazaki city

A

According to the survey results released by the Prefecture Disaster Prevention Council Earthquake Subcommittee in May 2014, when a large Nankai Trough earthquake occurs, most of the city area has a seismic intensity of 5 or higher in the theoretical maximum assumption model, and has a maximum number of victims (deaths) of about 700, with the number of completely destroyed or burnt buildings being about 16,000. Although these are theoretical numbers, the damage should be greatly reduced by anticipating and preparing for such a disaster on a regular basis.

A hazard map with damage estimates (seismic intensity prediction and liquefaction risk) is published in the "Okazaki City Wagamachi Guide".
<http://www2.wagmap.jp/okazakicity/>



Seismic strength check sheet for homes (For wooden houses)

* For non-wooden houses, please contact city hall.

Habitat Improvement Division ☎23-6709 FAX 23-7528

- Was constructed after June 1981 (Showa 56).
- It is in an area that has never been hit by a major earthquake in the past.
- No expansions. Alternatively, the building was only expanded by performing the necessary procedures such as building confirmation.
- There has been no damaged parts such as the eaves of the roof, the floor, and the pillars. Or, the damaged part was repaired each time.
- The plane of the building is basically rectangular.
- There is no large open-space of 4m or more to a side.
- There is an inner wall or an outer wall on the first floor just below the outer wall on the second floor. Or it is a one-story building.
- There are walls on all sides of the outer edge on the first floor.
- The roof is made of relatively heavy roof tiles, but there are many walls on the first floor. Alternatively, the roof is a relatively light roofing material such as slate or thatched copper plate.
- It is fixed to a reinforced concrete foundation.

If there 7 or fewer checks, have a seismic diagnosis specialist evaluate your home as soon as possible. If there are 8 or more checks, have them have a look just in case.

The City provides assistances for seismic diagnosis and retrofitting

Habitat Improvement Division ☎23-6709 FAX 23-7528

Free seismic diagnosis of wooden houses

In the case of a house using the traditional wooden frame construction method or traditional construction method,

which was built before May 31, 1981, a free diagnosis by a seismic diagnostician (registered in Aichi prefecture) is available.

Seismic retrofitting subsidy for wooden houses

Subsidies of up to 1,000,000 yen can be received if retrofitting is performed based on the free seismic diagnosis by the city or a seismic diagnosis conducted by the Prefectural Building and Housing Center.

※ For information on the subsidy system for setting up earthquake-resistant shelters and injury prevention beds as well as the system for seismic diagnosis and retrofitting of non-wooden houses, please contact the Habitat Improvement Division.

~ What to do during heavy rain? ~

When evacuating

Also see the flood response guidebook from City Hall and branch offices.


When to evacuate?

Alert level	Alert Level 3 The elderly evacuate	Alert Level 4 Everyone evacuates	Evacuate by Alert Level 4!	Alert Level 5
Evacuation information	Evacuation of the elderly, etc.	Instructions to evacuate		Ensuring safety in an emergency
Actions to take	<ul style="list-style-type: none"> Evacuate early for elderly people, people with disabilities, infants, or others who need time to evacuate. 	<ul style="list-style-type: none"> Start evacuating to a safe place In situations where going outside could be life-threatening, move to a safer place in your home 		<ul style="list-style-type: none"> Life threatening – Get to safety immediately!.


Early evacuation: In principle be sure to evacuate by “Alert Level 4”

Evacuate before the risk of flooding or landslides increases.

Actively seek out information and evacuate when the opportunity arises.



Evacuation Shelter



Friend or relative's home

For example, in such a case...

◎ Evacuation Shelter

Disaster-type (earthquake, flood, heavy rainfall, etc.) is taken into account when deciding to open an evacuation shelter. All shelters are not always available.

◎ Somewhere like a relative or friend's place outside of the city might be safer.

After being told to evacuate, try to do so on foot.

Avoid low elevation roads.

Do not attempt to pass through flooded roads.

About flooding assumptions

Okazaki City Flood Damage Guidebook

It summarizes the characteristics of flood damage in each area of the city and what kind of



measures should be taken in the event of a flood.

This guidebook contains three maps, "Awareness Map", "Deep flooding Map", and "Escape Map", and you can learn about flood damage using each map.

About Landslide disaster areas

Okazaki City Disaster Prevention Guidebook

A guidebook published by Okazaki City, which summarizes the damage that could be caused by a Nankai Megathrust Earthquake, knowledge of sediment-related disaster risk areas, disaster prevention and mitigation, and evacuation tips.

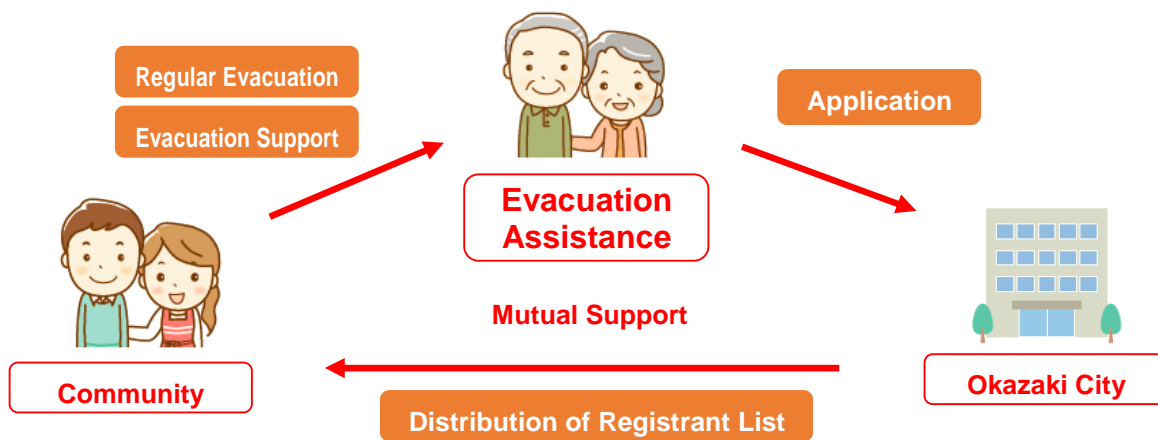


These are distributed at the City Hall Municipal Information Corner (West Building 1st floor), Disaster Prevention Division (East Building 2nd floor), and each branch office, and can also be viewed on the city homepage.

What is the support system for people evacuating?

In Okazaki, if they consent to have some personal information disclosed to local residents, those who may have difficulty escaping by themselves in the event of a large-scale disaster can be added to a register. The purpose of this register is to create a system that allows monitoring on a regular basis allowing those who need it to live in a familiar area with peace of mind and receive support in the event of a disaster.

“Anshin Mimamori” key chains are given to those who register.



Application is required to register as a person requiring support. Please contact the following for details.

Persons requiring evacuation support	Contact	TEL	FAX
① People living alone who are 65 or older	Senior Citizens' Welfare Division	23-6147	23-6520
② Households with only people 65 or older			
③ Those living at home requiring nursing care insurance 3 or above	Nursing Care Insurance Division	23-6683	25-7650
④ Those living at home with first-category physical disabilities, or first-category intellectual disabilities	Disability Welfare Division	23-6113	
⑤ Persons with mental disabilities and patients with intractable diseases* in need of support	Disability Welfare Division	23-6180	
Retired soldiers with a War Injury or Sickness certificate, those with general inquiries about the system	Community Welfare Division	23-6851	23-6515

Those who fall under ① to ⑤ are eligible.

※ For specific pediatric chronic illnesses, please contact the **Health Promotion Division** of the **Public Health Center** (☎ 23-6069, FAX 23-5071).

Things to remember just before and after a disaster!

Check here for emergency information in the event of a disaster!

If there is a risk of a natural disaster, or in the event of a disaster, first get information from TV and radio news. Battery-powered radios and, if rechargeable, mobile 1seg TVs are also useful in the event of a power outage. Mobile phones are also used for emergency e-mail dispatches, so it is a good idea to prepare spare batteries and chargers on a regular basis so that you can obtain emergency information in any situation.

Local Network CATV
Channel Okazaki

Channel 12 or Channel 121

Emergency broadcast of disaster prevention radio by
"FM Okazaki"

76.3MHz

Broadcast of emergency news emails to mobile phones

**NTT DoCoMo "Area Mail"
au / SoftBank "Emergency Bulletin Mail"**

*Pre-registration is unnecessary. Monthly usage and communication fees are free

Okazaki disaster prevention emergency email
"Bōsai-kun"

Disaster prevention
emergency email
"Bōsai-kun"



Yahoo! Disaster Prevention
Bulletin (App)

<https://emg.yahoo.co.jp/>

iPhone
版



Android
版



Search the City Homepage **"^{okazaki}岡崎 ^{bousai}防災
(Okazaki Harm Prevention)"** for information.

<http://www.city.okazaki.lg.jp>

*You can get various information about disasters such as "rainfall in the city", "river water level", "earthquake seismic intensity", and "evacuation centers".

Sirens, public information vehicles, etc.

Earthquake Early Warning

Is intended to notify areas with strong (intensity 4 or higher) tremors in the event of an earthquake with an estimated maximum intensity 5 or above. After receiving the bulletin, do not panic but ensure your safety in accordance with the situation.

Other Services

Disaster information is also disseminated via the City's official Line, Twitter and Facebook accounts as well as telephone and fax services. Register via the city website or contact the Disaster Prevention Division.

<https://okazaki-bousai-portal.transmod.jp/sonae/73>

Disaster Prevention Division ☎ 23-6712 FAX 23-6618



Evacuation supplies / household stockpile

Stockpile food and water for **at least 3 days**, but preferably **7 days**.

Food related

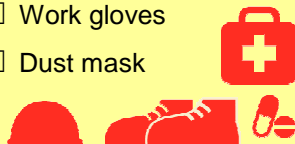
- Water (As a guide, 3L per person per day)
- Pots and water bottles
- Hard biscuits, crackers, canned food
- Knife, can opener
- Packed food
- Portable tableware
- Powdered/liquid milk, baby bottle
(if you have a baby)

**Daily necessities**

- Portable stove
- Rope
- Disposable heat pack
- Spare batteries
- Flashlight
- Glasses
- Tissues
- Dental hygiene kit
- Mobile battery/charger
- Portable toilet
- Portable radio
- Writing utensils
- Plastic wrap
- Matches/lighter
- Sanitary items
- Large trash bags
- Toiletries

**Safety Measures**

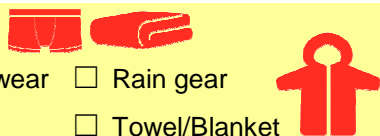
- Medical supplies
- Reserve medicine
- Hat
- Helmet
- Thick soled shoes
- Work gloves
- Dust mask

**Valuables**

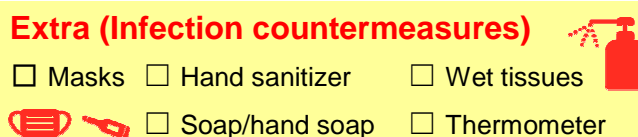
- Cash
- Bankbooks, passbooks, etc.
- Inkan (personal seal)
- Emergency contact form and proof of identity

**Clothing**

- Clothing/Underwear
- Sleeping bag
- Rain gear
- Towel/Blanket

**Extra (Infection countermeasures)**

- Masks
- Hand sanitizer
- Soap/hand soap
- Wet tissues
- Thermometer



Note: As a general rule, food, drinking water, daily necessities, etc. are not provided to voluntary evacuees, so people must prepare their own.

Tips for smart stockpiling

Pay attention to the expiry date of your stockpiles goods. In addition to checking once a year on Disaster Prevention Day (Sept 1), we also recommend the "rolling stock" method, in which you keep a large amount of the things that you usually use and replenish them when you use them in chronological order. Stockpile juices to supplement the lack of vegetables and favorite foods to relieve anxiety and stress.

Do not forget the emergency messaging service number "171"!

In the event of a major disaster that makes it difficult to connect by phone, an "emergency messaging service" will be set up. This is a special telephone service that acts as a "voice message board" for confirming safety information. You can record and play messages with people in the disaster area and other areas. You can try it on the following days, so please practice it in case of emergency.

- 1st and 15th of every month, January 1st-3rd, Disaster Prevention Week (August 30th-September 5th), Disaster Prevention and Volunteer Week (January 15th-21st.)
- **"Disaster broadband message (web171)"** that allows you to register and view message information (text, voice, image) using the Internet is also provided.
- For mobile phones, each company provides a **"disaster message board"** that posts safety information as text.

After dialing **1 7 1**
please follow the guidance.



Emergency contact information

Information Type	Contact Information	Phone Number
City countermeasures and damage report	Disaster Response Headquarters	23-6777
Fire / ambulance	Okazaki City Fire Department	Fire / ambulance 119
		Other 21-5151
Accident / incident	Okazaki Police Station	Emergency 110
		Other 58-0110
Information on medical institutions	Aichi Emergency Medical Information Center (Okazaki area)	21-1133
Power outage	Chubu Electric Power Grid Co., Ltd.	0120-988-091
Gas leak, etc.	Toho Gas Co., Ltd.	052-872-9238
Phone malfunction	Nippon Telegraph and Telephone West Co.	113

List of Disaster Relief Systems

Disaster Relief System	Relevant Department		
	Division	TEL	Location
Issuance of disaster certificates	Citizens' Affairs Division (Earthquake/wind & flood damage)	23-6528	1 st floor, East Building, Counter 1
	City Fire Service Headquarters(Fire)	21-9769	Fire Service Main Stations (Naka, Higashi, Nishi)
Consultation on dirty tap water	Waterworks Construction Division	52-1510	Waterworks & Sewerage Bureau Resource Office
Consultation on disinfection methods	Health & Hygiene Division	23-6187	2 nd floor, Okazaki Genkikan
Collection and disposal of disaster waste	Industrial Waste Management Division	23-7412	5 th floor, Welfare Hall (Fukushi Kaikan)
Provision of disaster relief payments distribution of Japanese Red Cross disaster relief supplies	Community Welfare Division	23-6145	1 st floor, East Building, Counter 15
Financing for business equipment funds, operating capital, etc.	Commerce, Industry & Labour Affairs Division	23-6214	Basement 1F, East Building
Assessment of property damages, etc. Reduction of property taxes.	Property Tax Division	23-6095	3 rd floor, East Building
Reduction of municipal and prefectural taxes	Local Resident Tax Division	23-6082	3 rd floor, East Building
Reduction of National Health Insurance Premiums	National Pension & Health Insurance Division	23-6167	1 st floor, East Building, Counter 10
Deferment of payments of National Health Insurance Premiums		23-6843	
Exemption from National Health Insurance Premiums		23-6431	
Medical Insurance Premium reductions for those aged 75 or over	Medical Subsidies Office	23-6859 23-6841	1 st floor, East Building, Counter 11
Reduction of long-term care insurance premiums	Nursing Care Insurance Division	23-6647	1 st floor, Welfare Hall (Fukushi Kaikan), Counter 19
Reduction in self-pay portion of nursing-care fees	Disability Welfare Division	23-6853	1 st floor, Welfare Hall (Fukushi Kaikan), Counter 17
Reduction in self-pay portion of welfare services for persons with disabilities			
Volunteer support request ※When a disaster volunteer support center has been established	Social Welfare Council	47-8452	1 st floor, Social Welfare Center (Miai-chō)
Other disaster-prevention related matters	Disaster Prevention Division	23-6533	2 nd floor, East Building

※ The various reductions and exemptions cannot be applied unless the damage exceeds a certain amount. Please confirm with the relevant division.